

# EXPRESS XT

FROM 360 TO 800 GPD OF PURE WATER

PURE WATER FOR SMALL  
TO MID-SIZED YACHTS



The Blue Water Express XT series watermakers feature fully automatic operation with capacities up to 33 gallons per hour (120 liters per hour). Designed to fit into tight spaces of small and mid-sized yachts, the XT is ideal for applications where it is difficult to access the watermaker while the vessel is underway.

- Fully automatic operation
- Simple LCD screen controller
- Available in compact or modular configurations
- Standard Fresh water flush system included
- High rejection membranes
- Dual voltage 50/60Hz motors
- Quiet and reliable high pressure pumps
- Optional remote control



THE NEXT EVOLUTION IN  
WATERMAKER DESIGN

A FULL LINE OF WATERMAKERS  
FROM 200 TO 3,400 GPD

WORLDWIDE SALES, PARTS  
AND EXPERT SERVICE



[BLUEWATERDESALINATION.COM](http://BLUEWATERDESALINATION.COM)

Toll Free: 1 (855) 553-3725 • Tel: 1 (310) 684-1467

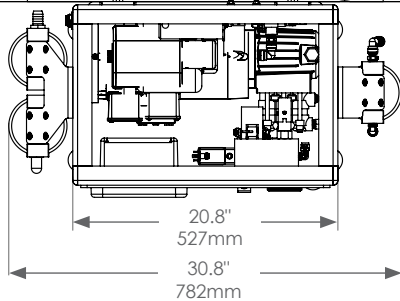
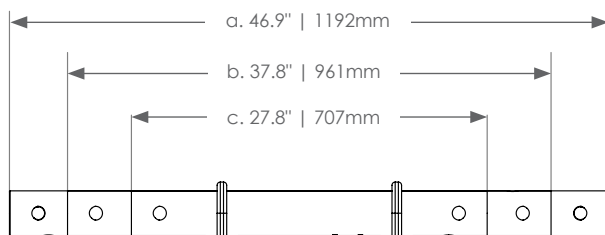
# EXPRESS XT

FROM 360 TO 800 GPD OF PURE WATER

## DRAWINGS & SPECIFICATIONS

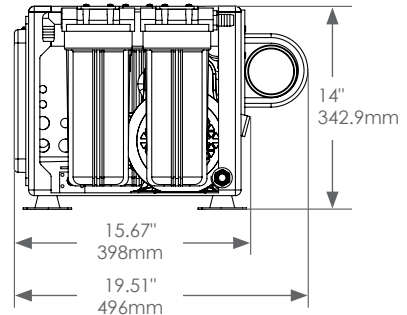
Model	No. of Membranes	Hourly Production	Daily Production	Feed Flow	Weight
EX XT 360	1	15 GPH   57 LPH	360 GPD   1,360 LPD	1.5 GPM	140 lbs   64kg
EX XT 600	1	25 GPH   95 LPH	600 GPD   2,270 LPD	3.0 GPM	160 lbs   73kg
EX XT 800	1	33 GPH   126 LPH	800 GPD   3,030 LPD	3.0 GPM	170 lbs   77kg

Model	Booster Pump	HP Pump	Run Amps 110V/220V	Start Amps 110V/220V
EX XT 360	0.5 HP   0.37 KW	1 HP   0.74 KW	13   6.5	72   28
EX XT 600	0.5 HP   0.37 KW	2 HP   1.47 KW	26   13	94   47
EX XT 800	0.5 HP   0.37 KW	2 HP   1.47 KW	26   13	94   47

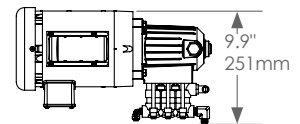
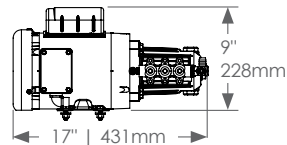


Top View

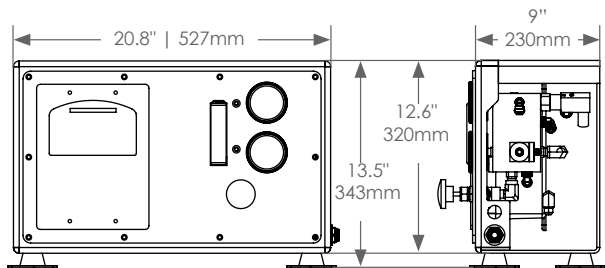
Vessel Assembly  
a. 800  
b. 600  
c. 360



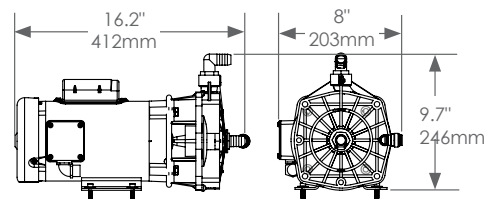
Side View



HP Pump (360)  
HP Pump (600 & 800)



Modular Controller



Booster Pump

ADDITIONAL DRAWINGS AVAILABLE AT: [BLUEWATERDESALINATION.COM/WATERMAKERS/EXPRESS-XT](http://BLUEWATERDESALINATION.COM/WATERMAKERS/EXPRESS-XT)